INSTITUCIÓN EDUCATIVA FEDERICO SIERRA ARANGO

Resoluciones Deptales. 15814 de 30/10/2002 – 9495 de 3/12/2001
NIT: 811039779-1 DANE: 105088001750
Bello - Antioquia

Telefax: 461 57 61 **Dirección:** Calle 22D #43C 35 Bello – Antioquia **E-mail:** iefsierra@yahoo.es **Web:** *www.federicosierra.edu.co*

ÁREA:	Educación Artística	**GRADO:**	Décimo

Docente	E-mail	Código *Classroom*
Marcela Rojas López	*marcela.rojas@virtual.edu.co*	***ksubgxv***

Taller Guía #1 – Cuarto Periodo

(*Semanas 1 y 2*)

Del ***13*** al ***24 de septiembre*** de 2021

TEMA:	**El Pentagrama y la Clave de Sol**
INDICADOR DE LOGRO:	Identifica las notas musicales en clave de sol en el pentagrama

EL PENTAGRAMA

El pentagrama es el lugar donde se escriben las notas y todos los demás signos musicales. Está formado por cinco líneas y cuatro espacios. Estas líneas y espacios se nombran de abajo hacia arriba así:

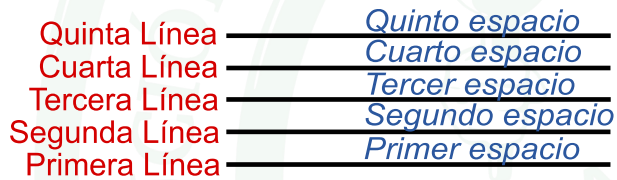

Ejemplo 1

Ubicar la figura rítmica de la redonda "𝅝" en el pentagrama y en el siguiente orden: cuarta línea, segundo espacio, tercera línea y primer espacio

Solución

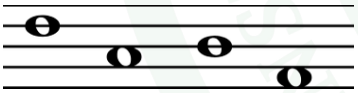

Ejercicio 1

Completa la siguiente plana dibujando la figura de la redonda en las **cinco** líneas y **cuatro** espacios de cada pentagrama. Observa la primera figura, luego completa las figuras siguiendo la línea punteada y luego trata de hacer todas las figuras tú solo.



Ejercicio 2

Basándose en el **Ejemplo 1**, Ubicar la figura rítmica de la redonda "𝅝" en el pentagrama, en el siguiente orden: segunda línea, tercer espacio, cuarto espacio, primera línea



LA CLAVE DE SOL Y LAS NOTAS MUSICALES

La primera clave que utilizaremos es la clave de sol 𝄞. Esta indica que la segunda línea del pentagrama es la nota sol.



Las notas en el pentagrama en clave de sol son:





Por fuera del pentagrama también podemos ubicar notas musicales, tanto en **líneas adicionales** como en los nuevos espacios que estas líneas generan:

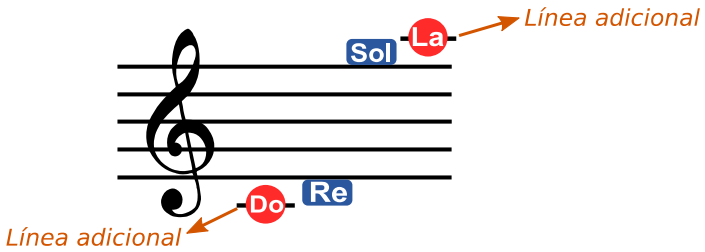

Las notas en el pentagrama en clave de sol desde la ***primera línea adicional* inferior**, hasta la ***primera línea adicional* superior** se nombran así:



Ejemplo 2

Escribe la nota musical que representa cada la figura rítmica en el pentagrama

1.
2.
3.

Solución

1. 

2. 

3. 

Ejercicios

Basándose en el **Ejemplo 2**, escribe la nota musical que representa cada figura rítmica en el pentagrama

3. 
4.
5.
6.
7.

8.
9.
10. 
11.
12.

13.
14. 
15.
16.
17.

18.
19. 
20.
21.
22.

23. 
24. 
25. 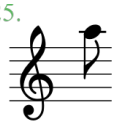
26. 
27. 

28. 
29. 
30. 
31. 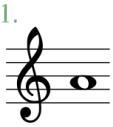
32. 

33. 
34. 
35. 
36. 
37. 

38. 
39. 
40. 
41. 
42. 

43.
44.
45. 
46.
47. 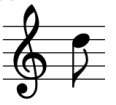

48. 
49.
50.
51.
52. 

53. 
54. 
55.
56. 
57. 

Ejercicio 58

Escribe las notas musicales que hacen falta en los siguientes pentagramas. Estas notas consecutivas forman la melodía de una de las canciones infantiles más conocida por todos nosotros: “Los Pollitos Dicen”





ACTIVIDAD

Realiza los ejercicios de este taller en esta hoja o en tu cuaderno y haz la entrega de este en la asignación de *Classroom.* Si estás en modalidad presencial, deberás esperar indicaciones en clase.